

Pointhouse

EVA 4

Design **Arter&Citton**

Scheda tecnica
/ Technical sheet



Sedia iconica di Pointhouse, disponibile in una vasta gamma di materiali, colori e finiture di scocca e fusto

Eva Family si inserisce perfettamente negli ambienti più diversi: dall'ufficio agli spazi pubblici, a quelli della casa. La scocca è realizzata in polipropilene rinforzato con fibra di vetro, con rivestimento in cuoio, pelle o tessuto. Il fusto è disponibile in 5 modelli differenti tra loro:

- Eva 1, fusto in pressofusione di alluminio
- Eva 2, fusto in tubolare a sezione tonda, impilabile
- Eva 4, fusto in tubolare a sezione triangolare
- Eva 5, fusto in legno massello di frassino tinto rovere

Eva è inoltre disponibile in versione sgabello, con la medesima scelta di materiali e finiture per la scocca e con il fusto in tubolare a sezione triangolare.

/Pointhouse's iconic chair, available in a wide range of materials, colours and structure or seat finishes

Eva family fits perfectly in the most various spaces: from the office to public spaces, to your own home.

The seat is made by fiber glass reinforced polypropylene, with a leather, similar leather or fabric cover.

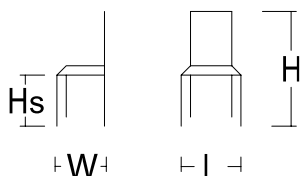
The structure is available in five different models:

- *Eva 1, with die-casted aluminium structure*
- *Eva 2, with round tubular structure, stackable*
- *Eva 4, with triangular tubular structure*
- *Eva 5, with oak painted solid ash structure*

Eva is also available in the stool version, with the same material choice for the seat, but only with the triangular section tubular structure.

MISURE / SIZE:

L.43XW.56XHS.45XH.85



PESO & IMBALLO / WEIGHT & PACKING:




Numero colli
Boxes number

EVA 4

Box: 55x57x48
m3 0,150
tot. Kg. 9,8

FINITURE / FINISHES:**Struttura e gambe / Structure and legs:**


Metallo verniciato / cromato
 painted steel / chromed:




0G GHISA
 CAST IRON




02 GRIGIO ALLUMINIO
 ALUMINIUM GREY



04 BIANCO LUCIDO
 POLISH WHITE



06 BIANCO OPACO
 MATT WHITE



07 NERO OPACO
 MATT BLACK



11 CROMO LUCIDO
 GLOSSY CHROME



15 GRAFITE OPACO
 MATT GRAPHITE



18 GRIGIO SILVER
 SILVER GREY



22 TORTORA
 DOVE GREY



0P GRIGIO PIOMBO OPACO
 MATT LEAD GREY


FINITURE / FINISHES:**Seduta / Seat**

Polipropilene
 Polypropylene


Polipropilene / Polypropylene

Polimero termoplastico caratterizzato da un elevato carico di rottura, una bassa densità, una buona resistenza termica e all'abrasione.


Thermoplastic polymer characterized by a high tensile strength, low density, good thermal and abrasion resistance.



E1 BIANCO
 WHITE




E3 GRAFITE
 GRAPHITE



E4 GRIGIO CHIARO
 LIGHT GREY




E7 NERO
 BLACK



E9 TORTORA
 DOVE GREY



EC ROSSO
 RED



ED VERDE
 GREEN



EE GIALLO
 YELLOW